

<https://kitchen-navi.com>

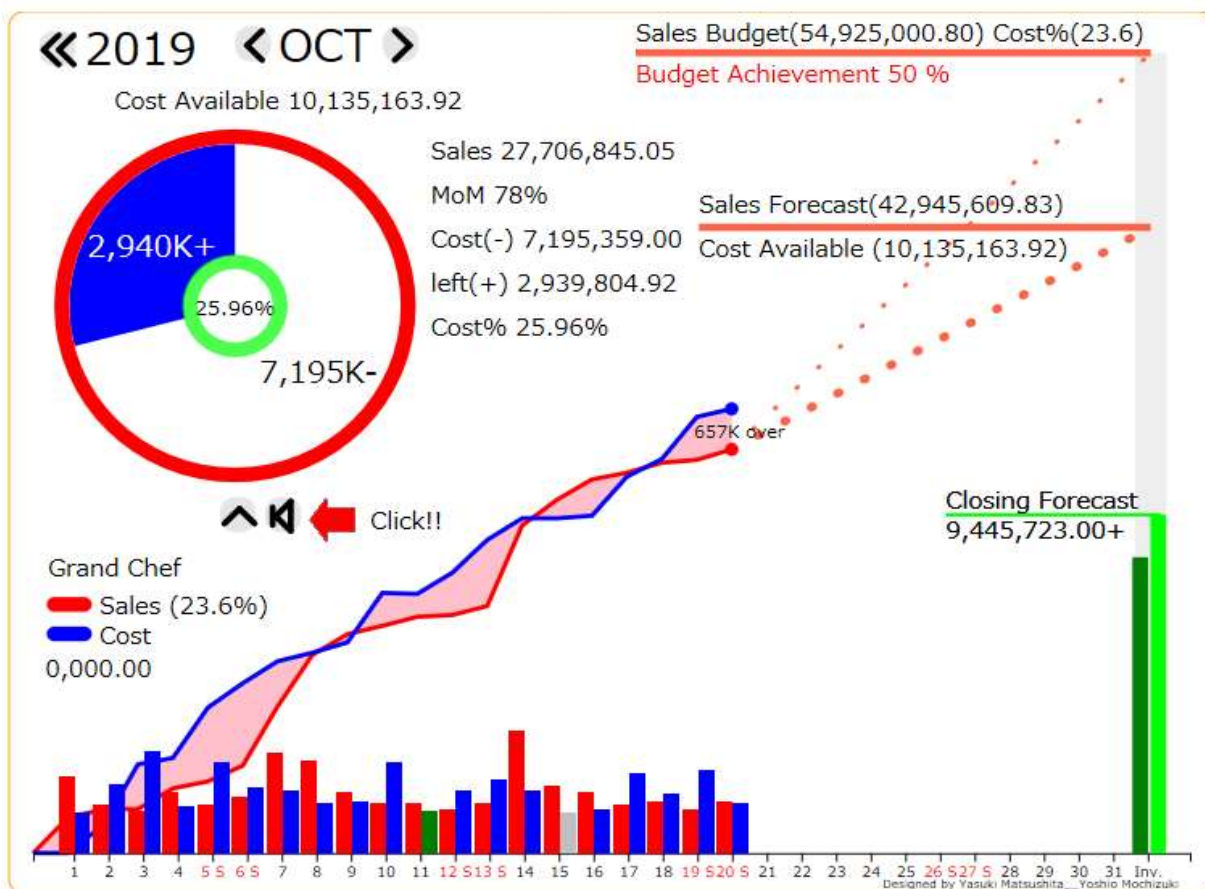
# Kitchen Profit Navigator

Active F&B cost control



<https://kitchen-navi.com>  
© System11 all rights reserved  
Made in Japan

## F&B Cost Control Tools for Kitchen



“Kitchen-Navi” navigates Purchase and Closing Inventory in a month.  
Just follow and maximize your profit.



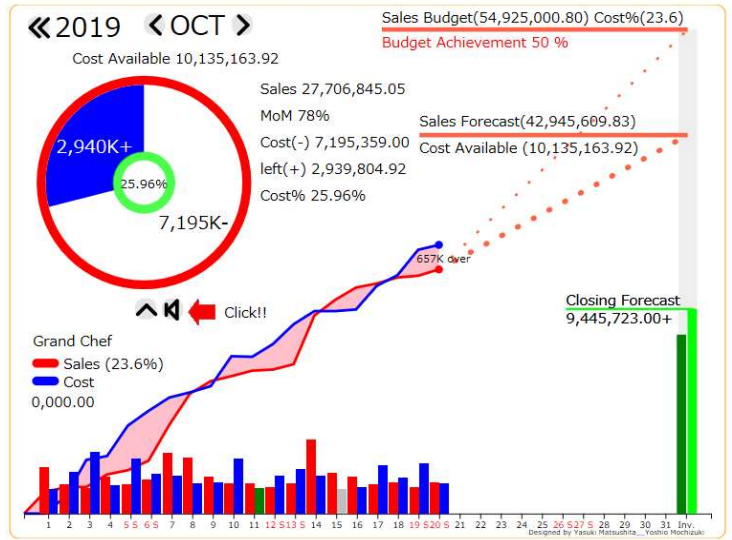
system11

System11 Co. Ltd.

905 15Sankyo Bldg.  
Tsukiji Chuo Tokyo Japan  
104-0045  
Voice (03)6683-4729  
FAX (05)3737-1877

In the screen on the right, red represents Sales and blue represents Costs. The bar chart shows daily sales and costs, and the line chart shows Month to Date. To make Sales easier to see, we multiply the cost rate and compete with the cost. **Yes, blue line had better be under the red line.**

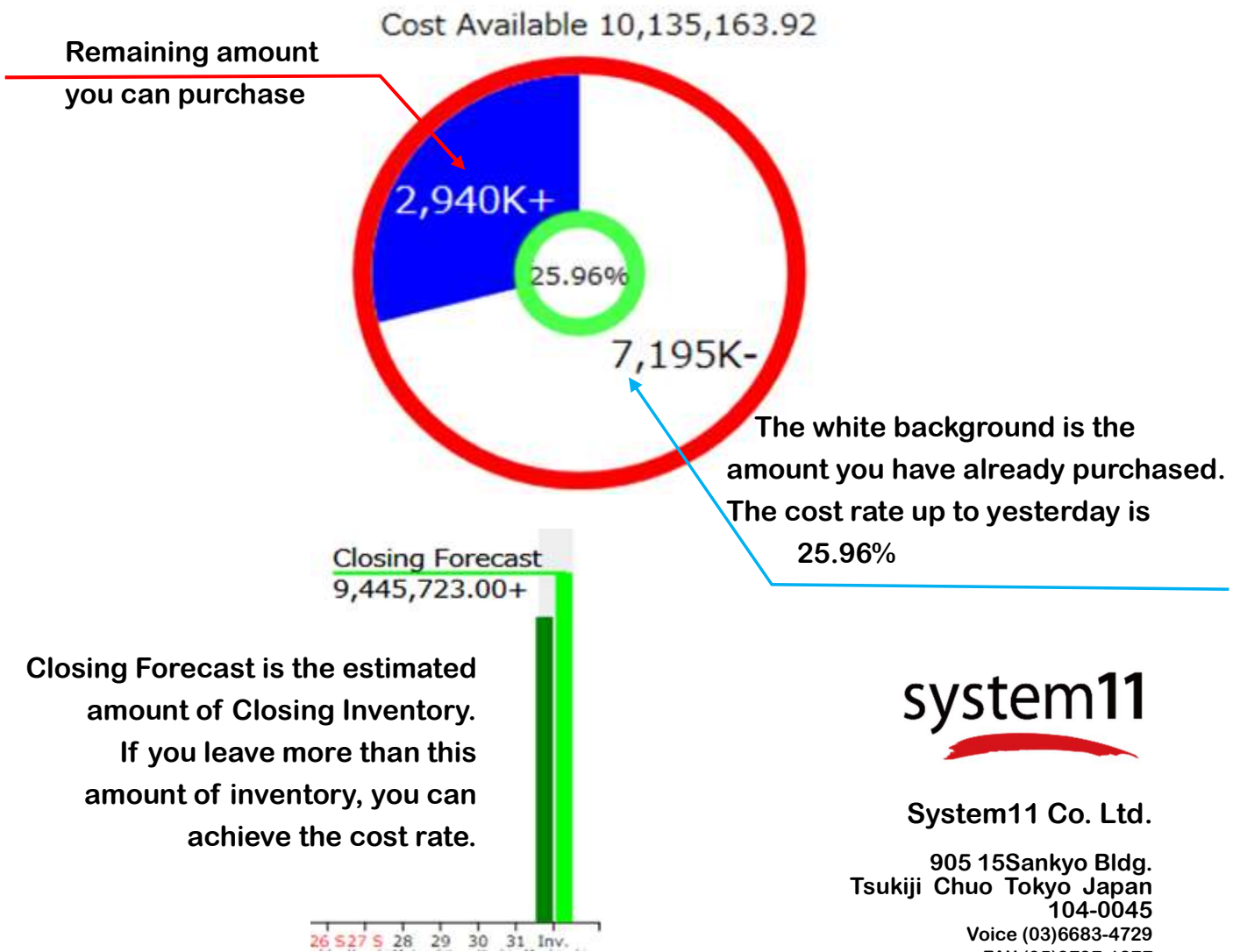
The chart shows that as of the 20th, sales for the month are forecast to be \$ 42,945,609.83, so you can buy the remaining \$ 2,939,804.92, and if you keep your Closing Inventory 9,445,723.00 above, you can keep the cost rate of 23.6%.



Sales and costs are renewed daily based on actual results, so it will become more accurate toward the end of the month.

All analysis is possible If you can enter the total amount of sales and purchases one by one every day.

You can use the automatic interface using Email/Excel or enter it manually.



Closing Forecast is the estimated amount of Closing Inventory. If you leave more than this amount of inventory, you can achieve the cost rate.



System11 Co. Ltd.

905 15Sankyo Bldg.  
Tsukiji Chuo Tokyo Japan  
104-0045

Voice (03)6683-4729  
FAX (05)3737-1877